



*L'EPEE*

1839

# **USER INSTRUCTIONS**

LA TOUR

*When Know-How becomes Art*

*When Know-How becomes Art*

- 1/ Congratulations
- 2/ Be Careful
- 3/ Care & Maintenance
- 4/ Protection of the Clock
- 5/ Winding up the Movement
- 6/ Setting the Time

*When Know-How becomes Art*

# CONGRATULATIONS

---

You have just adopted your new clock from the collection « La Tour », one of the most advanced timepieces of L'Épée 1839.

La Tour Collection has been developed with passion and care by our master watchmakers in Delémont – Switzerland.

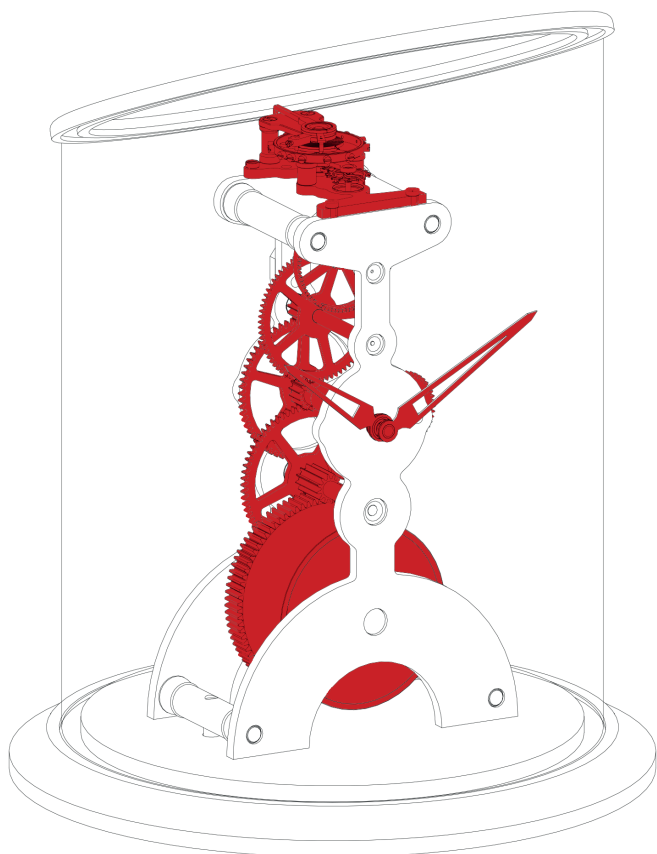
# BE CAREFUL

---

Please, be very careful to never touch the movement of “La Tour” either on the front, the back or the sides of the movement, except when winding up the clock with the appropriate L’Epée key.

Furthermore, the movement should never be in contact with any liquids – even in vaporized form. If this occurs, the clock should be serviced immediately.

A simple contact on certain pieces can generate delays in timekeeping, which can only be solved by servicing. Fingerprints will also damage the coating.



THE RED PARTS

# CARE & MAINTENANCE

---

Use only a soft and dry cloth to clean the outside parts of the clock. Dust and particles contained in the cloth could scratch parts. Do not use any kind of cleaning products to wipe the clock.

It is recommended to keep the clock distant from any source of heat or vibrations. Do not permanently expose the clock to direct sun light, never place the clock in a humid or dusty place.

Our clocks are developed to ensure optimal accuracy and reliability. It is well accepted for a fine mechanical clock to have a few seconds variation per day and our clocks are set so as not to delay.

However if you should notice a wider variation, please contact an authorized dealer who will advise you, or L'Épée 1989 technical support center which will proceed with the necessary adjustment.

As for all horological pieces of art, it is recommended to periodically service your clock.

A mechanical masterpiece requires fine oils for the lubrication of the movement. They are deteriorating with the time. We therefore advise to have the movement overhauled every five years. Never try to clean the movement or the hands.

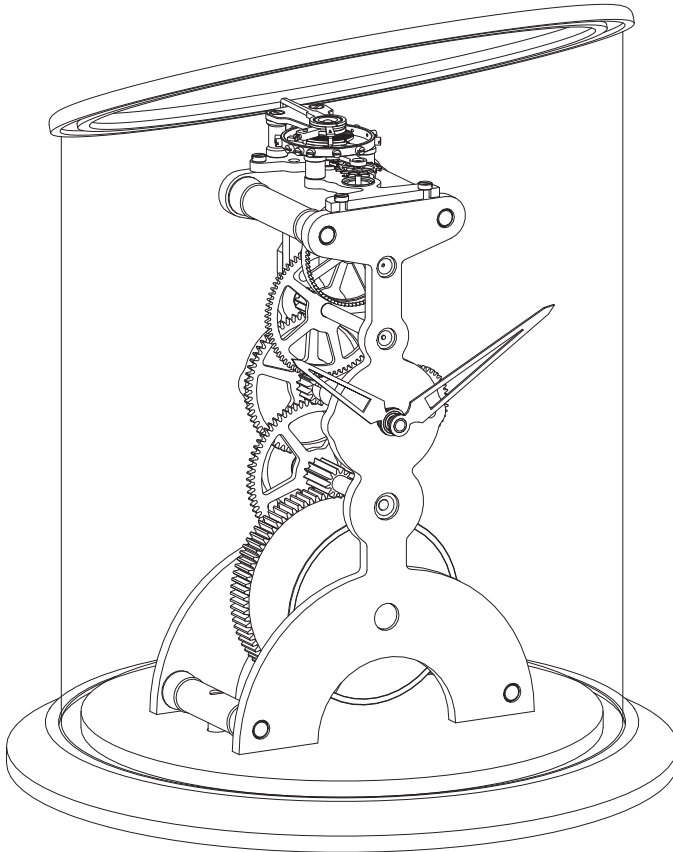
NEVER FORCE ON THE WIND UP -  
IF IT IS BLOCKED, THEN IT IS FULLY WOUND UP.

# PROTECTION OF THE CLOCK

## MINERAL GLASS DOME

The movement of La Tour needs to be protected from dust, humidity and human intrusions, which could cause damages and delays. La Tour comes with its own transparent dome,

fitting over the top of the movement. Be careful to always take off the dome from the base and then clean the glass with a soft and dry cloth. Fingerprints will also damage the coating.



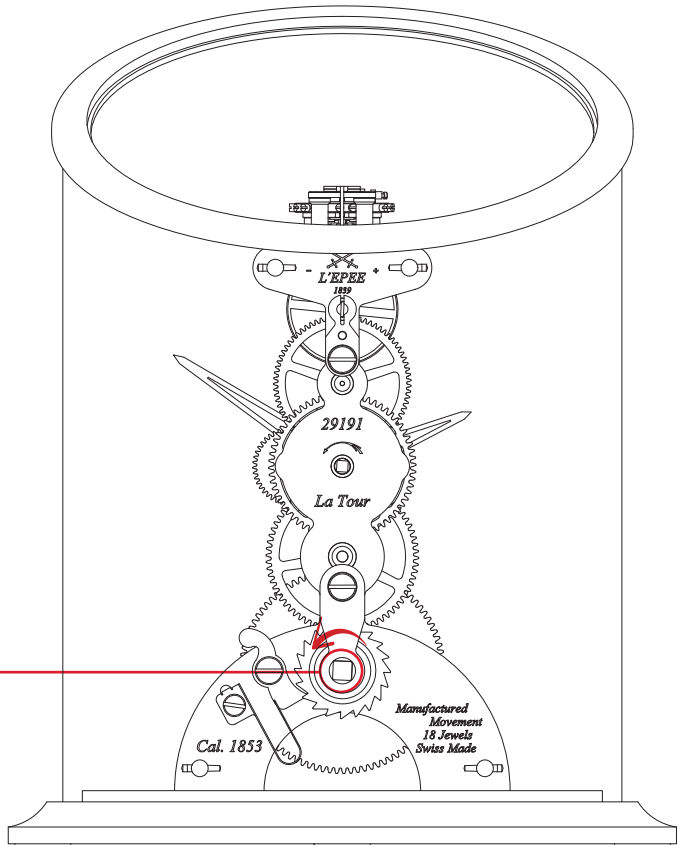


# WINDING UP THE MOVEMENT

Put the clock on a flat surface, remove the glass cabinet and wind up (see A on the picture below) with the larger diameter end of the key. The movement

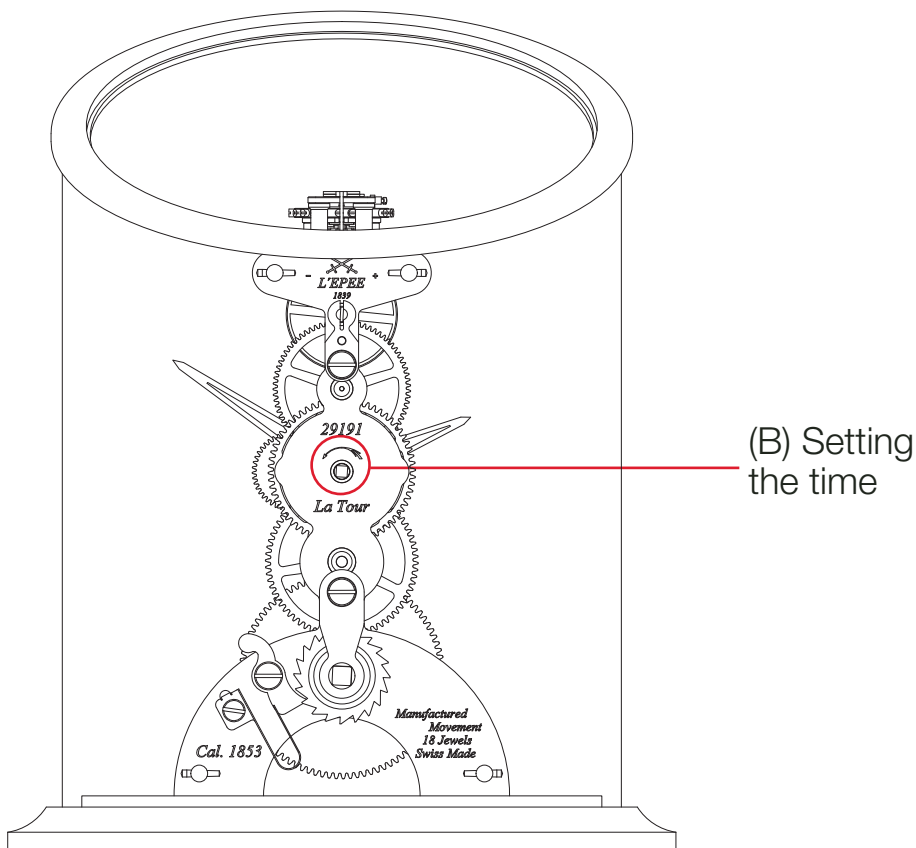
has to be fully wound every eight days. Be sure to wind the spring completely, but without forcing it.

Winding up (A)  
the movement



# SETTING THE TIME

Use the smaller diameter end of the key and turn the hand-setter (See point B) anticlockwise.



*When Know-How becomes Art*



*L'ÉPÉE*

1839

L'Épée Manufacture

Rue St-Maurice 1- P.O. Box 973

2800 Delémont-Switzerland

T +41 (0)32 421 94 00

After Sales Service :

T +41 (0)32 421 94 05

[www.lepee-clock.ch](http://www.lepee-clock.ch)

*When Know-How becomes Art*