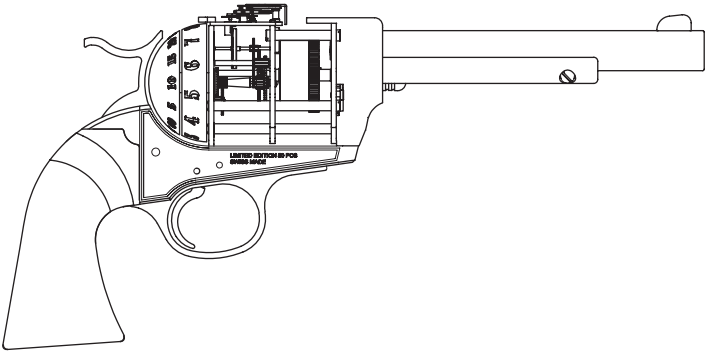




HASTA LA VISTA!

USER INSTRUCTIONS



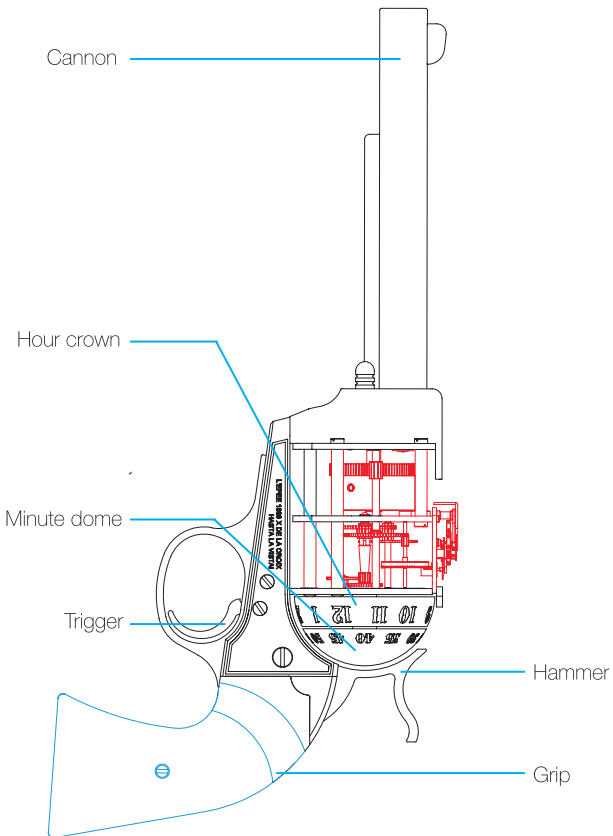
CONGRATULATIONS

You have just acquired Hasta la Vista!,
One of the most advanced timepieces of L'Épée 1839.

Hasta la Vista! has been developed with passion and care
by our master watchmakers in Delémont - Switzerland.

CARE AND MAINTENANCE

Zones in red are substantially fragile, make sure to avoid any contact (fingers, tissue or vaporized liquids for example).



CARE AND MAINTENANCE

The movement of «Hasta la Vista!» is fragile, some gears are accessible: when manipulating the clock, please be careful, do not touch these parts (in red).

The clock should never be in contact with any liquids – even in vaporized form. If it occurs, the clock should be serviced immediately. Use only a clean, soft and dry cloth to clean the clock. Dust and particles contained in the cloth could scratch parts. Do not use any kind of cleaning products to wipe the clock. It is recommended to keep the clock distant from any source of heat or vibrations. To preserve the longevity and functionality of Hasta la Vista!, do not permanently expose the clock to direct sunlight or in a humid/dusty place.

A simple contact on certain pieces can generate delays in timekeeping, which can only be solved by servicing. Fingerprints will also damage the finishings.

Our clocks are developed to ensure optimal accuracy and reliability. It is well accepted for a fine mechanical clock to have a few seconds' variation per day and our clocks are set so as not to delay. However if you should notice a bigger variation, please contact an authorized dealer who will advise you, or a L'Épée 1839 technical support center which will proceed with the necessary adjustment.

As for all Horological pieces of art, it is recommended to periodically service your clock. A mechanical masterpiece requires fine oils for the lubrication of the movement. These oils deteriorate over the years. We therefore advise having the movement serviced every 3 to 5 years. Be aware that the optimal period between servicing times can vary depending on the surrounding environmental conditions.

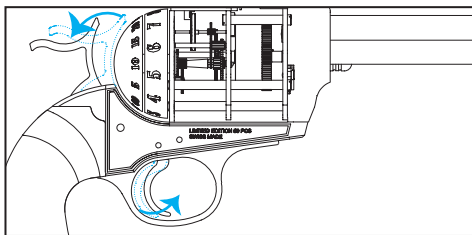
Hasta la Vista! is 2.9 kgs. It is recommended to handle Hasta la Vista! by the grip, here in blue.

KINETIC SCULPTURE

Hasta la Vista! is delivered with its own stand:



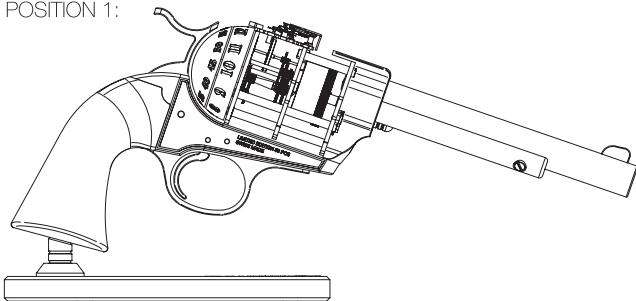
Hammer and trigger are operational.
(no primary functions on chronometry)



Hasta la Vista! can be displayed in two different positions:

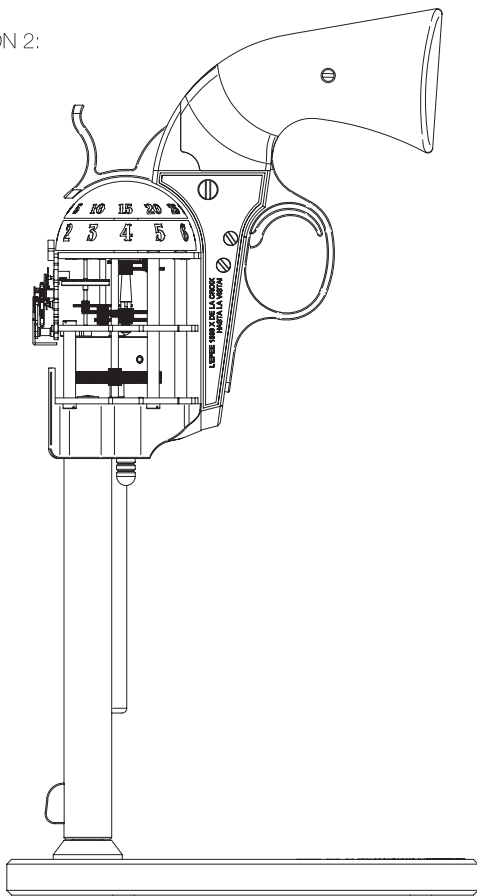
Clip either the canon or the grip into the stand as below :

POSITION 1:



KINETIC SCULPTURE


POSITION 2:



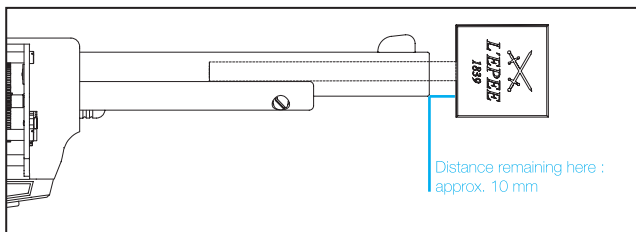
WINDING THE MOVEMENT

The movement should be fully wound every 7 days.

To wind the movement, use the dedicated winding key:



Place it inside the cannon (see below). You should feel a small resistance while turning the key, this is the sign the key is well positioned for the winding process to start. Turn clockwise.



Make sure to wind up the spring completely. At the end of the winding procedure, you will feel the necessary force increase significantly; do not wind further as this is the sign that the movement is fully wound.

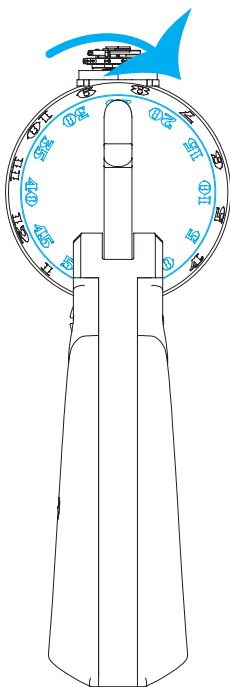
SETTING THE TIME

Time setting is done directly through the minute dome, here in blue. Turn clockwise. The rotation of the dome should be free, no hard point.

Never apply too much force on the minute dome.

Be careful to not touch the hour crown.

We recommend to wear gloves when manipulating the clock and adjusting time to prevent any damages (fingerprints for example).

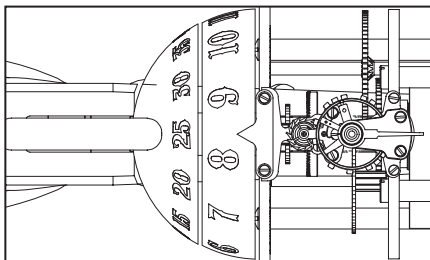


HOURS AND MINUTE DISPLAY

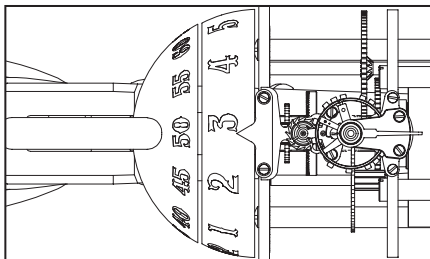
Hours and minutes are displayed on the hour-crown and minute-dome as you can see below.

Exemple :

8h25



2H50



L'Épée 1839

Swiza Sa Manufacture
rue St-maurice 1
PO BOX 973
2800 Delémont
Switzerland

Customer Service:
Tel. +41 (0)32 421 94 05
Mail. sav@swiza.ch

www.lepee1839.ch